



STRONG FOUNDATION. STRONGER FUTURE.

Simpson Manufacturing Co., Inc.
Investor Presentation
September 2021



TM

This presentation contains forward-looking statements within the meaning of the Private Securities Litigation Reform Act of 1995, Section 27A of the Securities Act of 1933, as amended, and Section 2 IE of the Securities Exchange Act of 1934, as amended. Forward-looking statements generally can be identified by words such as "anticipate," "believe," "estimate," "expect," "intend," "plan," "target," "continue," "predict," "project," "change," "result," "future," "will," "could," "can," "may," "likely," "potentially," or similar expressions that concern our strategy, plans, expectations or intentions. Forward-looking statements include, but are not limited to, statements about future financial and operating results, our plans, objectives, business outlook, priorities, expectations and intentions, expectations for sales growth, comparable sales, earnings and performance, stockholder value, capital expenditures, cash flows, the housing market, the home improvement industry, demand for services, share repurchases, our strategic initiatives, including the impact of these initiatives on our strategic and operational plans and financial results, and any statement of an assumption underlying any of the foregoing and other statements that are not historical facts. Although we believe that the expectations, opinions, projections and comments reflected in these forward-looking statements are reasonable, such statements involve risks and uncertainties and we can give no assurance that such statements will prove to be correct. Actual results may differ materially from those expressed or implied in such statements.

Forward-looking statements are subject to inherent uncertainties, risk and other factors that are difficult to predict and could cause our actual results to vary in material respects from what we have expressed or implied by these forward-looking statements. Important factors that could cause our actual results and financial condition to differ materially from those expressed in our forward-looking statements include the impact of the COVID-19 pandemic on our operations and supply chain, and the operations of our customers, suppliers and business partners and those discussed under Part I – Item 1A. Risk Factors and Item 7 Management's Discussion and Analysis of Financial Condition and Results of Operations in our most recent Annual Report on Form 10-K, Part II – Other Information – Item 1.A and subsequent filings with the SEC. To the extent that the COVID-19 pandemic adversely affects our business and financial results, it may also have the effect of heightening many of such risk and other factors.

We caution that you should not place undue reliance on these forward-looking statements, which speak only as of the date of this presentation. We undertake no obligation to publicly update any forward-looking statement, whether as a result of new information, future developments or otherwise. Readers are urged to carefully review and consider the various disclosures made in our reports filed with the SEC that advise of the risks and factors that may affect our business, results of operations and financial condition.

Investment Highlights



Industry leader with unique business model, strong brand recognition and trusted reputation



Diversified product offerings and geographies mitigate exposure to cyclical U.S. housing market



Leadership position in wood products with significant opportunities in all addressable markets



Industry-leading gross profit and operating margins



Strong balance sheet enables financial flexibility and stockholder returns



84% of free cash flow from operations returned to stockholders since 2017⁽¹⁾

(1) Time frame represents January 1, 2017 to June 30, 2021.

At Simpson, we describe the unique culture of our organization as our “Secret Sauce.”

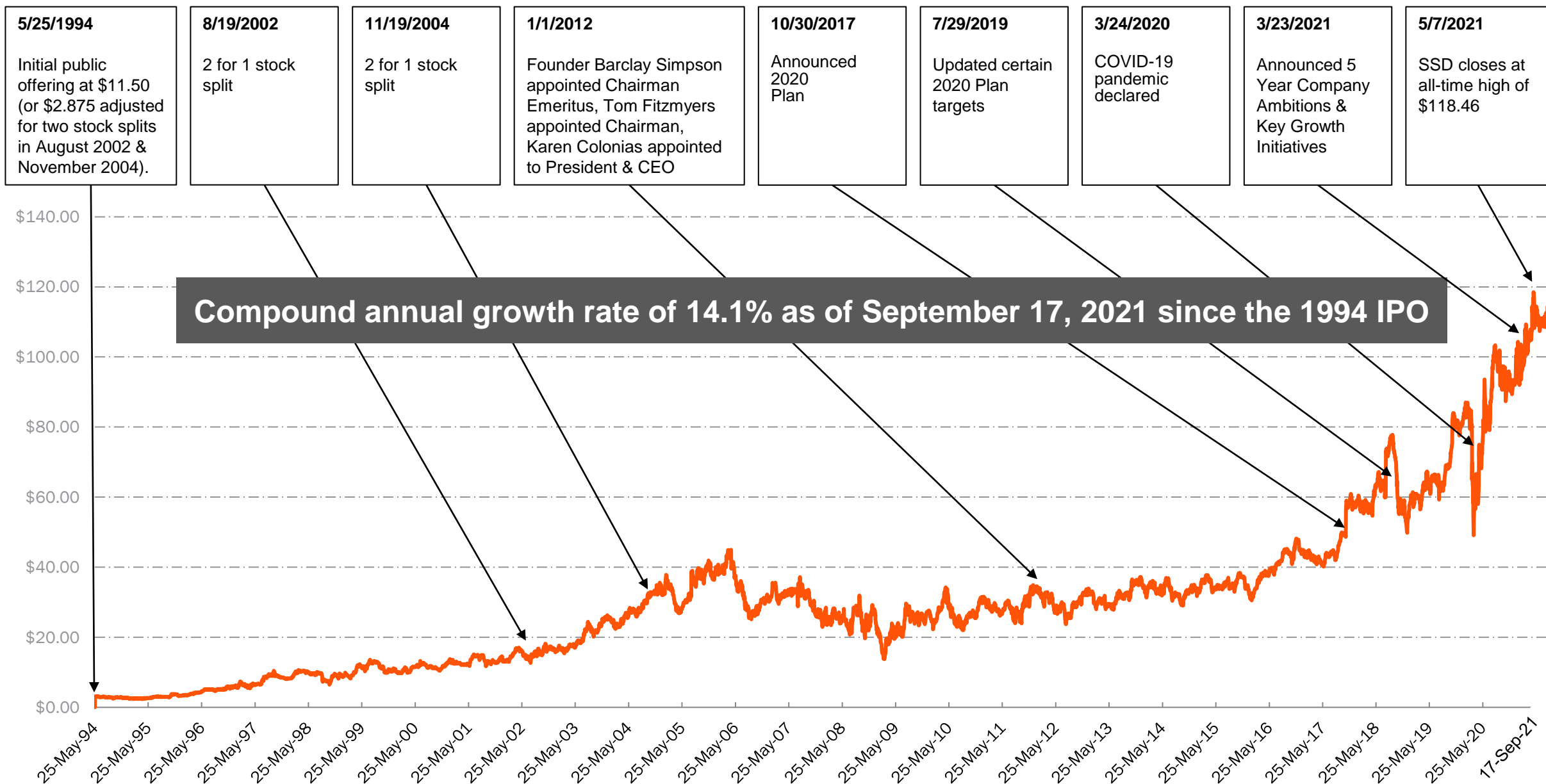
OUR MISSION

To provide solutions that help people design and build safer, stronger structures.

OUR COMPANY VALUES

1. Relentless Customer Focus
2. Long-Range View
3. High-Quality Products
4. Be The Leader
5. Everybody Matters
6. Enable Growth
7. Risk-Taking Innovation
8. Give Back
9. Be Humble, Have Fun

27-Year Trading History



Note: Stock chart depicts SSD trading history from May 25, 1994 through September 17, 2021.

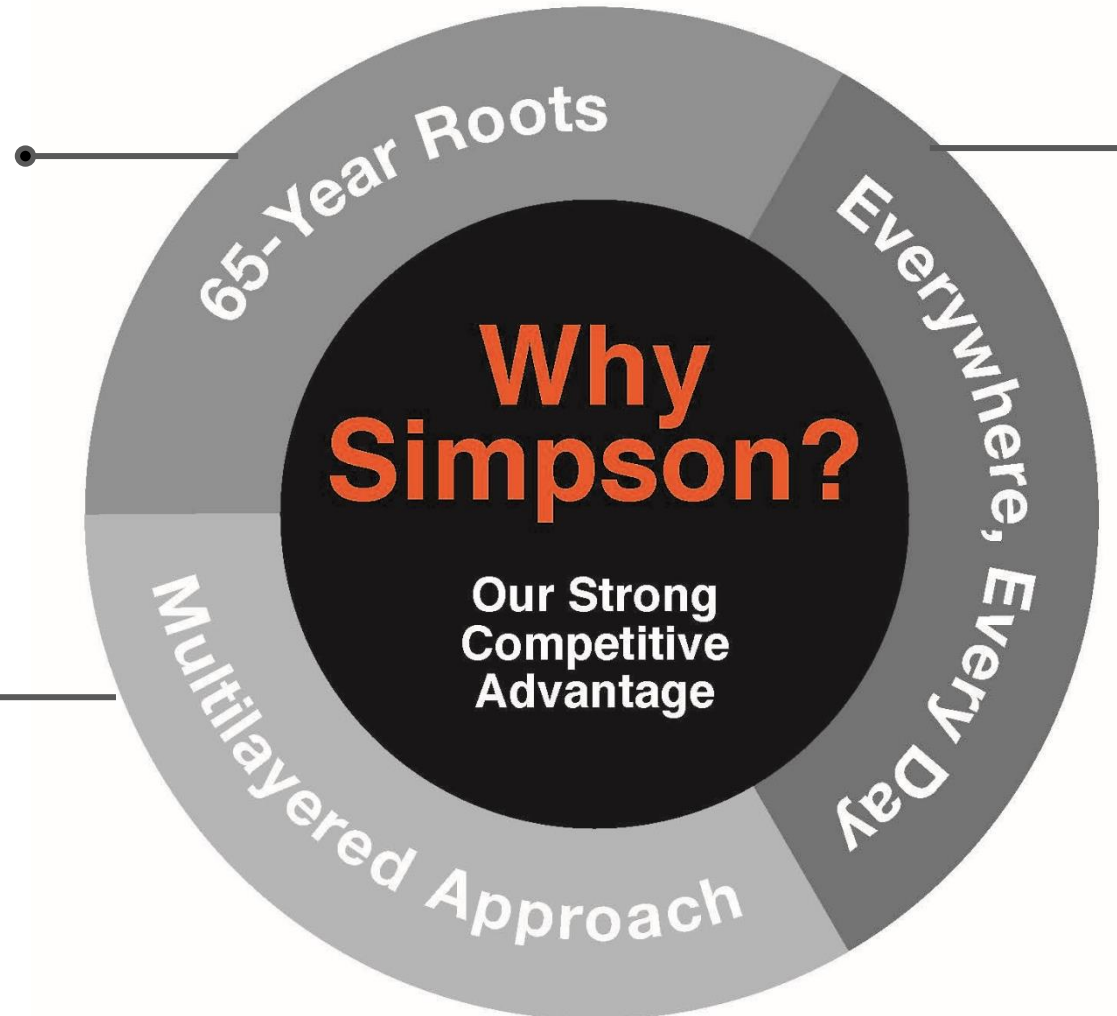
Our Strong Business Model

We engineer, test and manufacture structural connectors, anchors, fasteners, software solutions and other products for new construction, repair and remodel, and do-it-yourself markets.

Long-standing, successful relationships with:

- Engineers
- Code Officials
- Builders
- Contractors
- Lumberyards
- Home Centers
- Pro Dealers

- Innovation
- Research & Testing
- Technology
- Technical & Field Support
- Training
- Product Availability



- Connector Market Leader
- 98 of Top 100 Builders
- Thousands of Stocking Dealers & Retailers
- Millions of Specifications
- Diverse Construction Market Segment Portfolio
- 14,000 Standard and Custom Wood Products
- 3,300 Standard and Custom Concrete Products

Our Multilayered Approach



Innovation

- **584** Patents & Trademarks
- **77** Patents Pending
- **229** Code Reports

Research & Testing

- **7** Accredited Test Laboratories
- Partnerships with Key Universities

Technology

- **55** Software and Web-App Solutions for Trade Professionals to create, enhance and complete any job
- **500K+/yr (40K/mo)** Web App Usage
- **2M** Downloaded Drawings
- Tailored, Integrated Technology Offering to select, visualize, specify, approve or buy our products
- Outdoor Living Software for Homeowners (B2C)

Technical & Field Support

- **307** Engineers
- **443** Field Sales Reps
- **Thousands** of Jobsite Visits

Training

- **26** Training Centers
- **~1,000** Training & Product Knowledge Workshops/yr
- **7,000+** Webinar Attendees/yr
- **24/7** Online Classes
- Tailored Training Programs for Key Customers

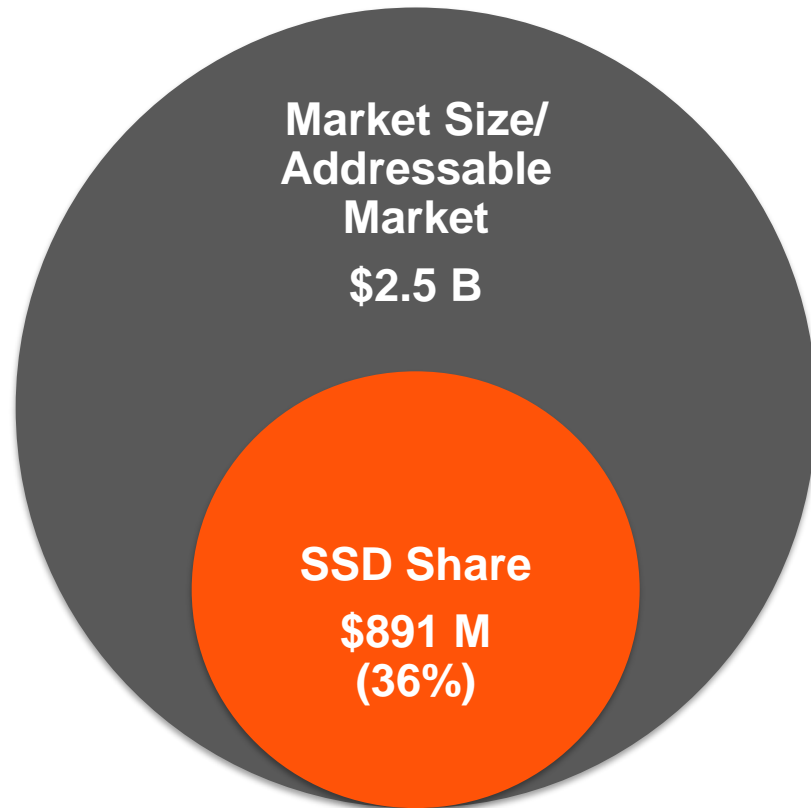
Product Availability

- **94.5%** Product Fill Rate (98% North America)
- **48-hour** Turnaround on Specials
- Same-day Shipping Availability

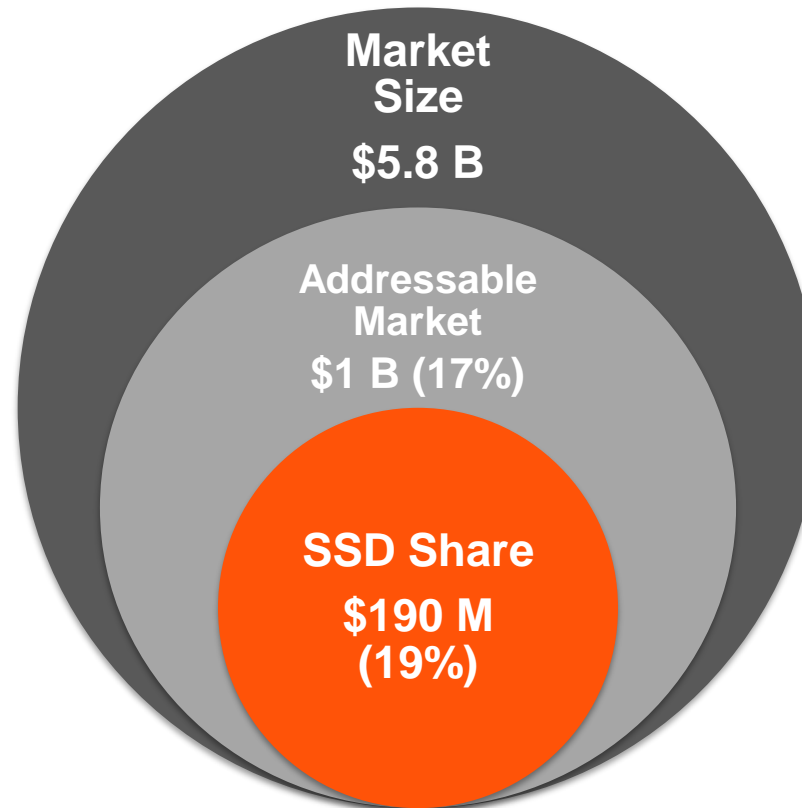
Note: Statistics as of March 2021.

Core Addressable Market⁽¹⁾

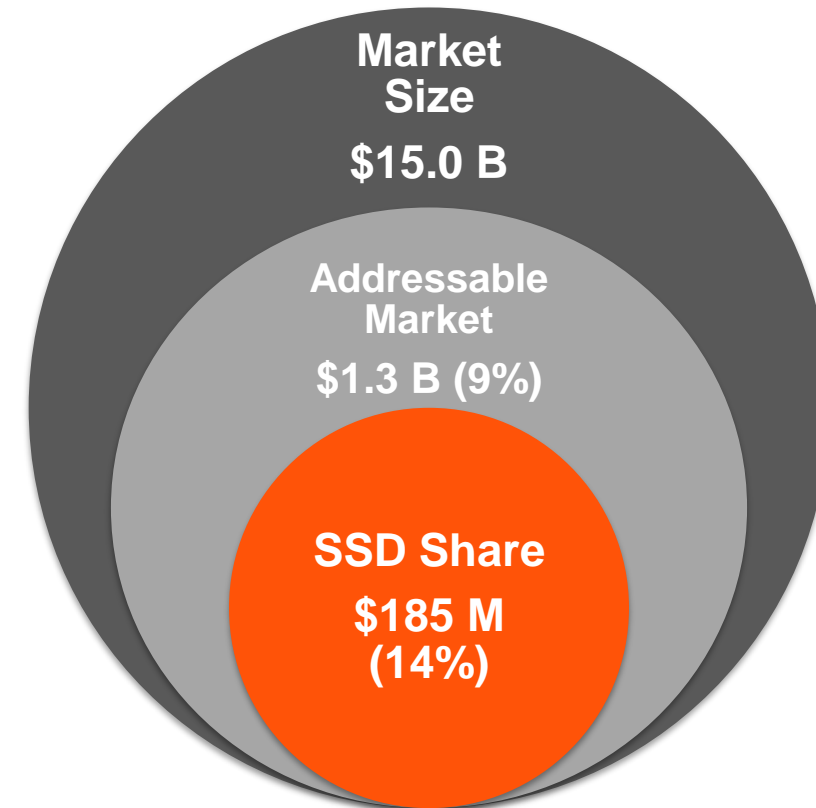
Wood Connectors & Truss



Fasteners



Concrete



Many opportunities to expand into adjacencies and to create new markets

(1) Note: Market share based on net sales as of the full year ended December 31, 2020. Market sizes based on internal estimates using information as of December 31, 2020. Includes North America, Europe and Pacific Rim.

KEY GROWTH INITIATIVES FOCUSED ON:

OEM



R&R / DIY



MASS TIMBER



CONCRETE



**STRUCTURAL
STEEL**



**LEADER IN ENGINEERED LOAD-RATED
CONSTRUCTION FASTENING SOLUTIONS**

LEADER IN CUSTOMER-FACING TECHNOLOGY

KEY GOAL

Increase our market share in OEMs.

RATIONALE

- >\$90 M total addressable market primarily with fastening technologies
- Potential to develop other engineered solutions
- 2,500 existing Simpson products applicable for OEM needs
- Our solutions make the industry more efficient
- Aligned with the Simpson business model

STRATEGY

- Lead with fasteners: Market and sell existing product line
- Leverage existing anchor product line
- Engineer and launch value-added OEM-specific structural solutions
- Leverage Simpson Strong-Tie engineering testing capabilities
- Develop direct and distribution sales channels
- Utilize external innovation opportunities



KEY GOAL

Expand brand positioning: Be a known and trusted partner for R&R / DIY solutions.

RATIONALE

- \$500-\$700 M total addressable market: decks, patios, porches, pergolas, gazebos, fencing and garage organization
- Existing product line with potential for several extensions
- Established channel/partners
- Proven approach with Outdoor Accents
- Aligned with the Simpson business model

STRATEGY

- Improve retail execution
- Continue expanding product lines and increase in-store training
- Enable consumers to customize, design and create bill-of-materials with software
- Partner with home center brand advocates to maximize e-commerce sales
- Utilize external innovation opportunities



KEY GOAL

Become the engineers' partner of choice for mass timber connections.

RATIONALE

- \$200 M total addressable market
- Strong double digit growth rate in N. America
- Positive environmental impact
- New market; many product opportunities
- Aligned with the Simpson business model

STRATEGY

- Extend current products and develop new product lines specific to the Mass Timber applications
- Increase marketing efforts, leverage the brand and develop new relationships
- Invest in additional research, testing and manufactured capabilities specific to mass timber
- Utilize external innovation opportunities



KEY GOAL

Become a recognized leader in concrete construction.

RATIONALE

- \$1.3 B total addressable market
- Growth rate linked to infrastructure spend
- Simpson is a recognized leader in concrete and cold-formed steel solutions
- Many products and applications require engineering, testing and code approval
- Aligned with the Simpson business model

STRATEGY

- Develop focused market-specific playbooks
- Expand our current product offering with an emphasis on innovative, cost-saving solutions
- Invest to further expand our engineering and testing capabilities
- Develop a stronger partner/applicator network
- Optimize operational footprint
- Utilize external innovation opportunities



KEY GOAL


Convert traditional welded connections to bolted connections.

RATIONALE

- > \$350 M total addressable market
- Structural steel construction is roughly half of the construction spend in North America
- Field welder shortage: addressed by bolted structural connections
- Bolted connections can improve productivity by 25% vs. welding
- Seismic and non-seismic applications
- Aligned with the Simpson business model

STRATEGY

- Develop the bolted connection market by engineering premium construction products
- Specify and sell direct to fabricators, erectors, installers and steel building manufacturers
- Launch design tools for inclusion in commonly used engineering software
- Invest in engineering, testing and production capabilities
- Utilize external innovation opportunities



KEY GOAL

Be the global market leader in engineered / load-rated construction fastening solutions.

RATIONALE

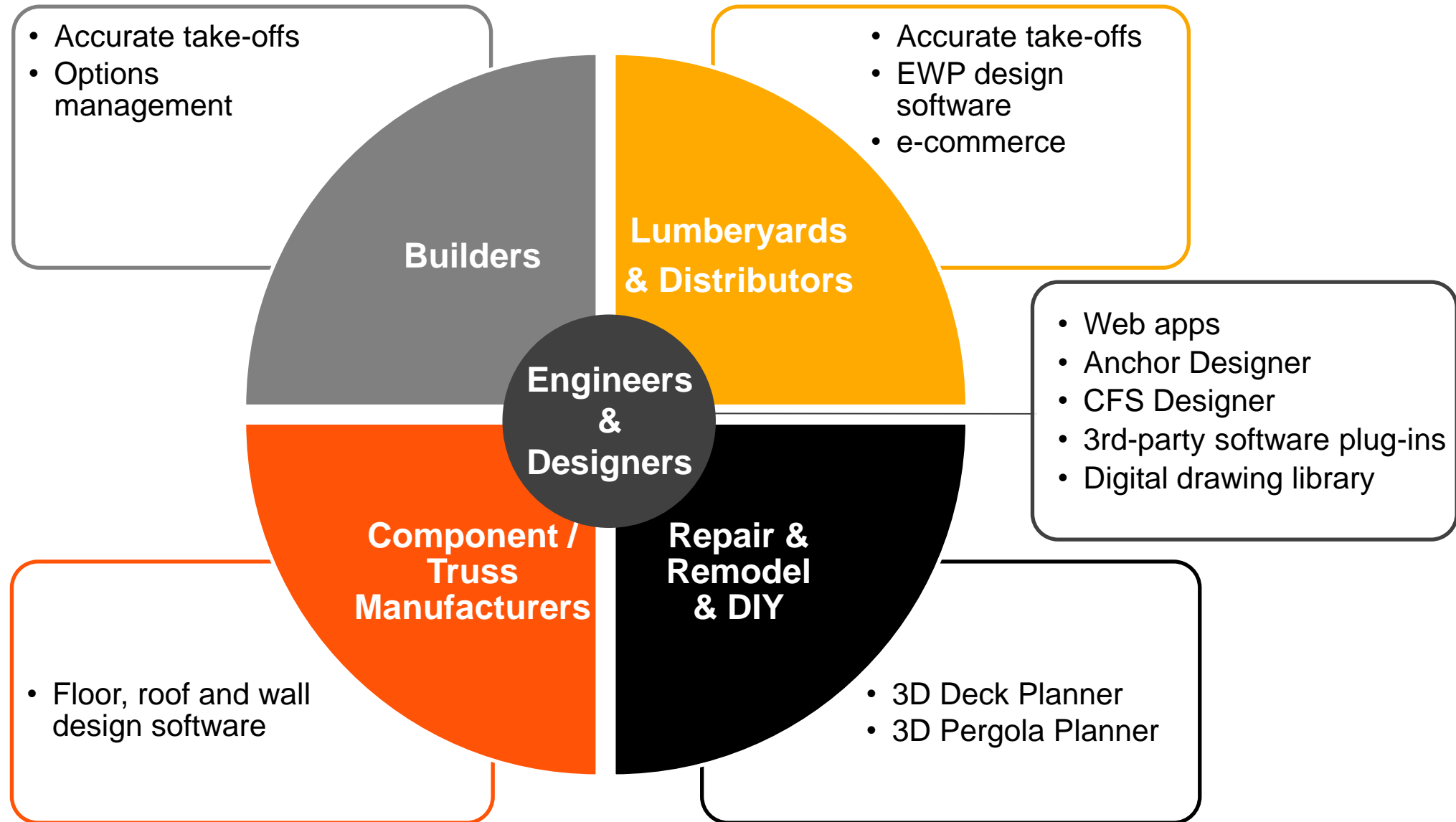
- ~\$1 B total addressable market
- Complementary to connector and lateral products
- Established building and construction channels and customers
- Ability to extend into new/OEM markets
- Established manufacturing and supply chain
- Market needs increased innovation
- Aligned with the Simpson business model

STRATEGY

- Develop critical mass by expanding our engineered fastener business for DIY/R&R, OEM and Mass Timber markets
- Provide innovative products that are preferred by both end-users and specifiers
- Develop industry-leading tools enabling specifications
- Expand brand positioning: known/trusted partner
- Optimize manufacturing and supply chain footprint
- Utilize external innovation opportunities



Customer-Facing Technology Solutions



Strong Business Drives Stockholder Value

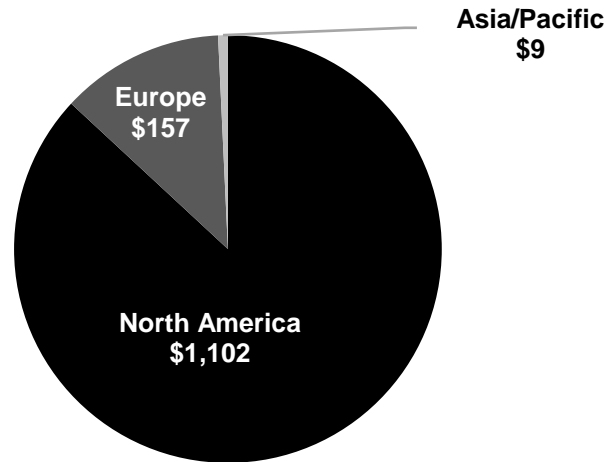
Our 2020 Sales by Product...

(\$ USD Millions)

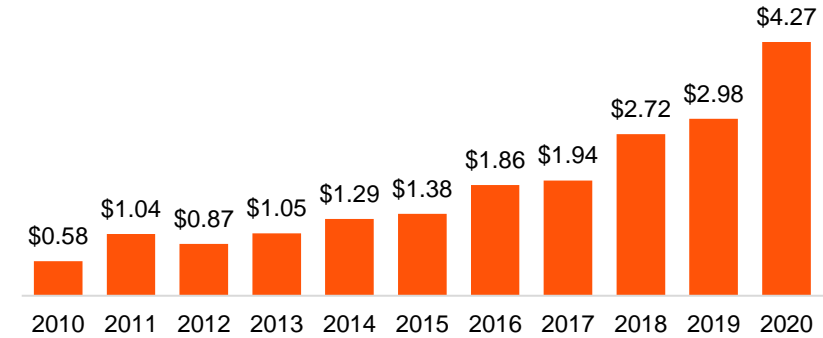


and Across Operating Segments

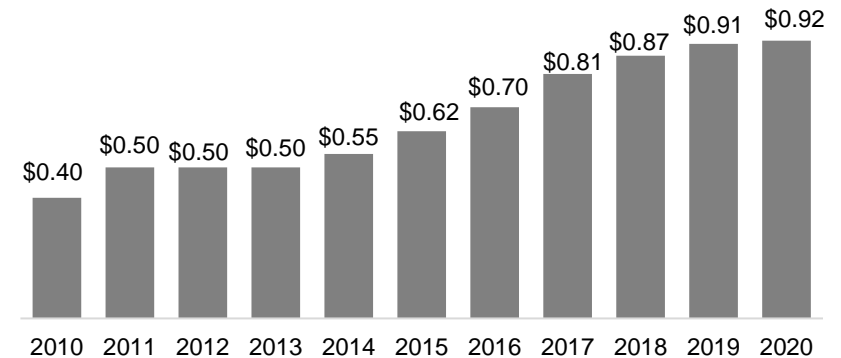
(\$ USD Millions)



EPS⁽¹⁾



Dividends Per Share⁽²⁾

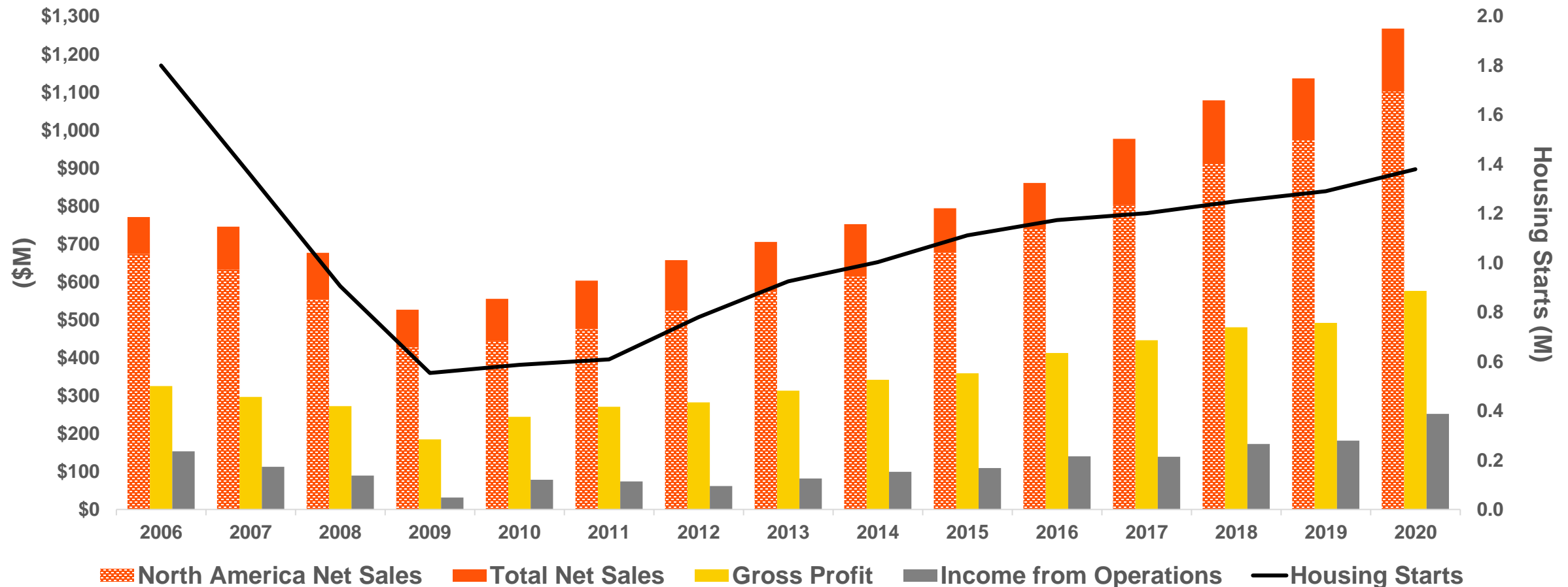


(1) The enactment of the Tax Cuts and Jobs Act in December 2017 resulted in a provisional net charge of \$2.2 million in the fourth quarter of 2017, or an impact of \$0.04 per fully diluted share.

(2) Chart represents annual dividends declared. Part of the 2013 dividend was accelerated due to uncertainty of changes to tax code in 2013. The dividend paid in December 2012 is included in 2013.

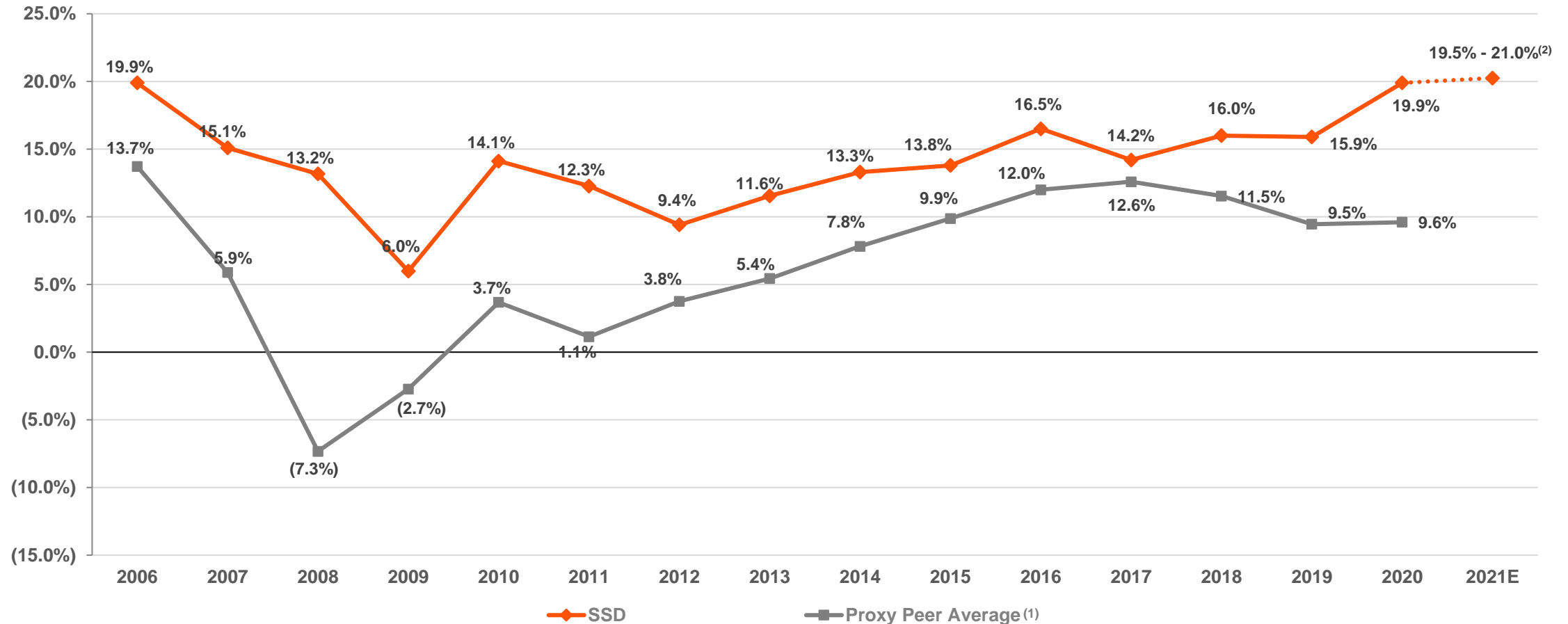
Historical Net Sales

Our investments in adjacent products and markets have helped mitigate our exposure to a cyclical U.S. housing market over time.



Operating Income Margin Outperformance

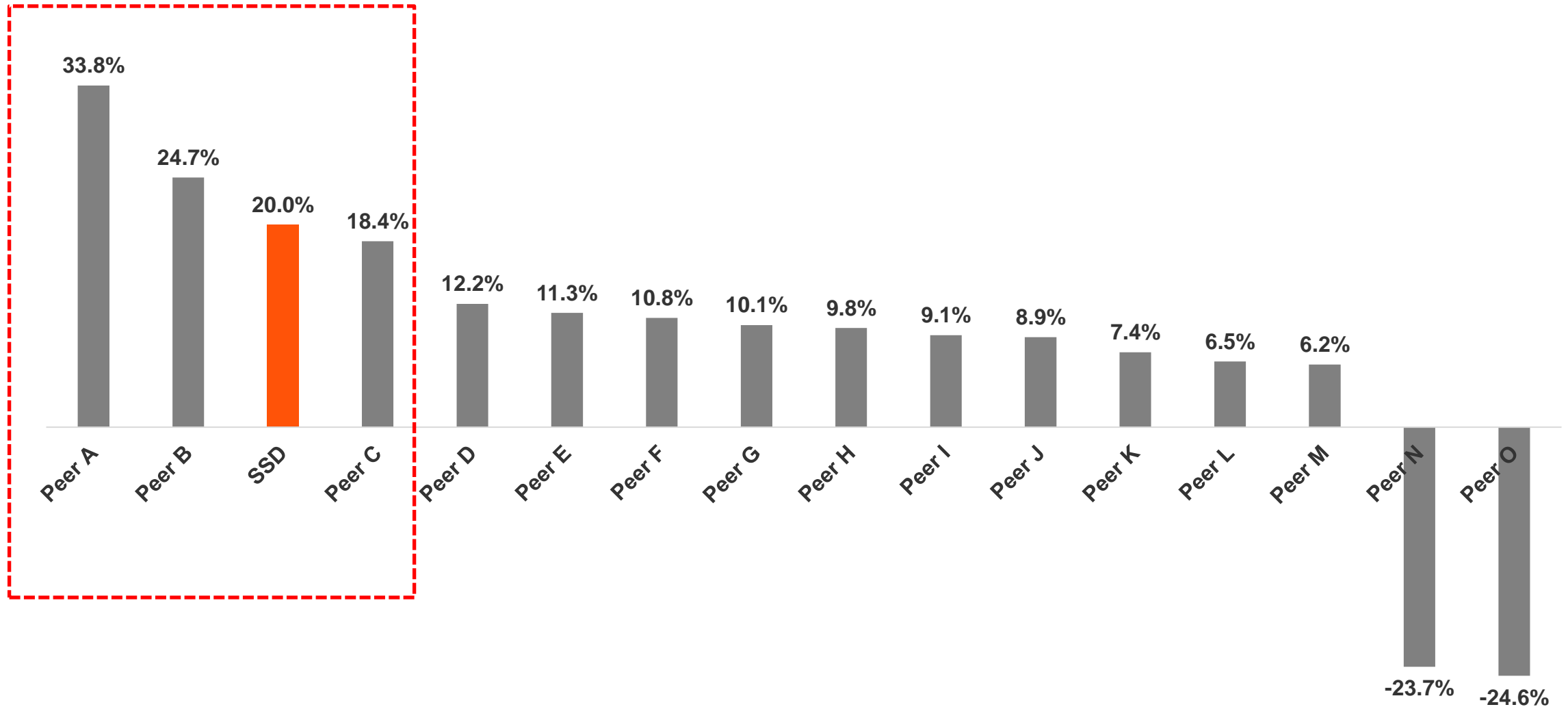
Simpson Historical Operating Income Margin Versus Proxy Peer Average⁽¹⁾



(1) Proxy peer average includes: AAON, AMWD, APOG, AWI, EXP, ROCK, IIIN, DOOR, PATK, PGTI, NX, SUM, TREX, USCR and WMS.

(2) Fiscal 2021 operating margin outlook as of July 26, 2021. In fiscal 2022, the Company expects its operating income margin to decline between 300 to 400 basis points year-over-year as a direct result of rising material costs.

ROIC⁽¹⁾ Within Top Quartile of Proxy Peers⁽²⁾



(1) Return on Invested Capital (ROIC) reflects latest fiscal year reported. See appendix for ROIC definition.

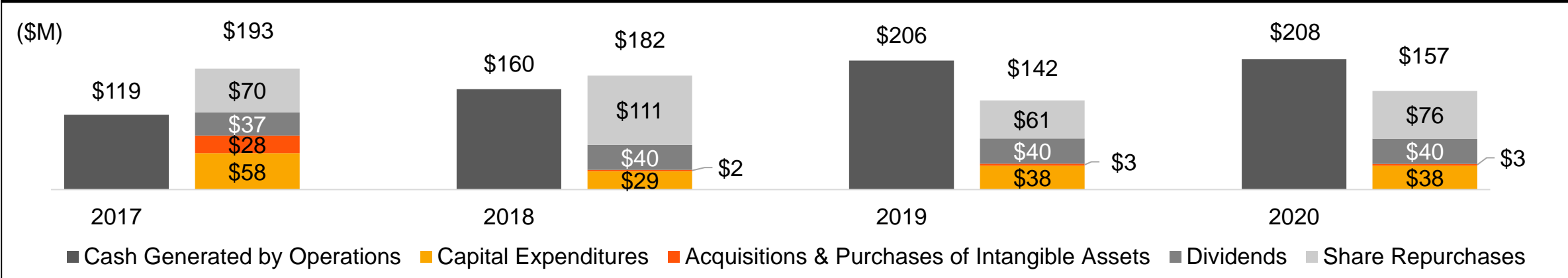
(2) Proxy peer average includes: AAON, AMWD, APOG, AWI, EXP, ROCK, IIN, DOOR, PATK, PGTI, NX, SUM, TREX, USCR and WMS.

(3) Source: Company filings as of March 18, 2021.

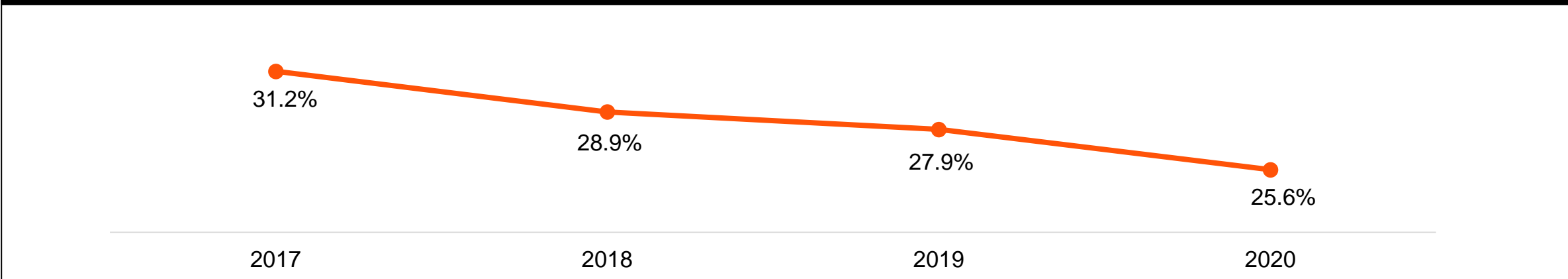
Well-Positioned to Drive Growth

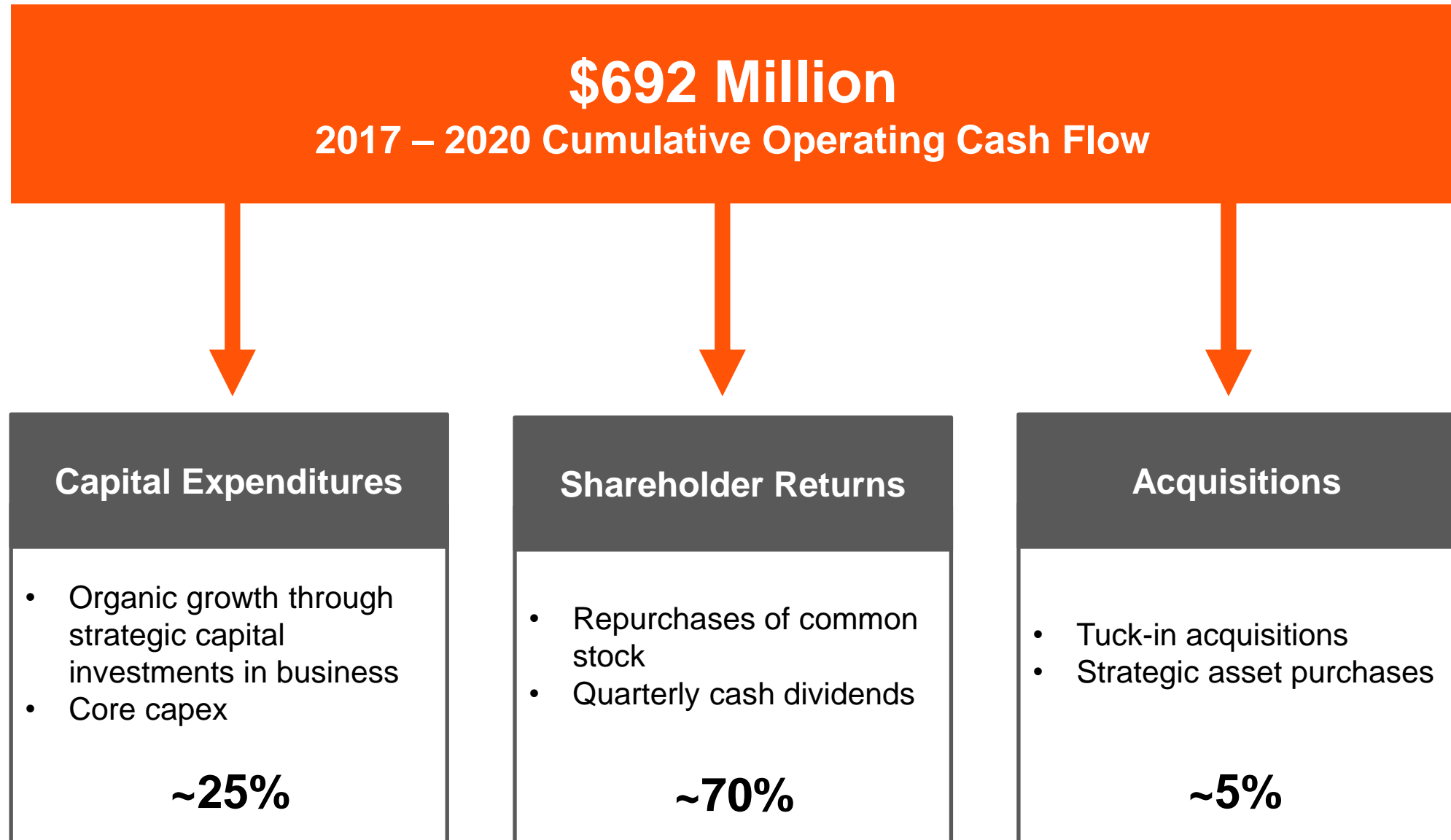
We are well-positioned to execute our growth strategy given our demonstrated commitment to disciplined capital allocation and expense management.

Thoughtful Deployment of Capital



Improving SG&A as a % of Net Sales





Use of Cash Priorities

Cash Flow From Operations

Organic Growth / Acquisitions

Investing in growth initiatives (engineering, people, testing, etc.)
Maintenance CapEx
Potential M&A

Dividends

Maintain quarterly cash dividends⁽¹⁾
Consistently and moderately raise dividends

Share Repurchases

Opportunistic share repurchases
Capital return threshold of 50% of free cash flow⁽²⁾

(1) On July 14, 2021, the Company's Board of Directors declared a quarterly cash dividend of \$0.25 per share. The dividend will be payable on October 28, 2021 to the stockholders of record as of October 7, 2021.

(2) The Company defines free cash flow as cash flow from operations less capital expenditures.

- Strengthen our business model by expanding our product lines and developing complete solutions for the markets in which we operate
- Improve our market share in our growth initiatives
- Improve our manufacturing capabilities and efficiencies to reduce lead-times and bring production closer to the end customer
- Leverage venture capital expertise to help identify potential strategic acquisitions or investments including innovative technologies of interest in the building space
 - Provides real-time market access to the latest industry technology trends and innovation

SUSTAINABILITY EFFORTS TAKEN TO-DATE

- Issued 2019 ESG report in March 2020 (Inaugural Report)
 - Reported updated 2020 metrics in March 2021
- Established ESG task force
- Hired ESG analyst
- Engaged external ESG disclosure consultants and service providers
- Continued effort to harmonize with SASB standards
- Enhanced disclosure on Human Capital Management
- Launching Diversity, Equity & Inclusion program
- Renewed focus on employee health and safety

ENVIRONMENTAL PROTECTION, HEALTH & SAFETY MANAGEMENT POLICY

At Simpson Strong-Tie, we operate in a safe and environmentally responsible manner to protect our employees, customers and communities while benefitting society, the economy and the environment.

“Our people are the most vital part of our business, and providing a safe, healthy, sustainable, and rewarding working environment is of fundamental importance.”
– Karen Colonias

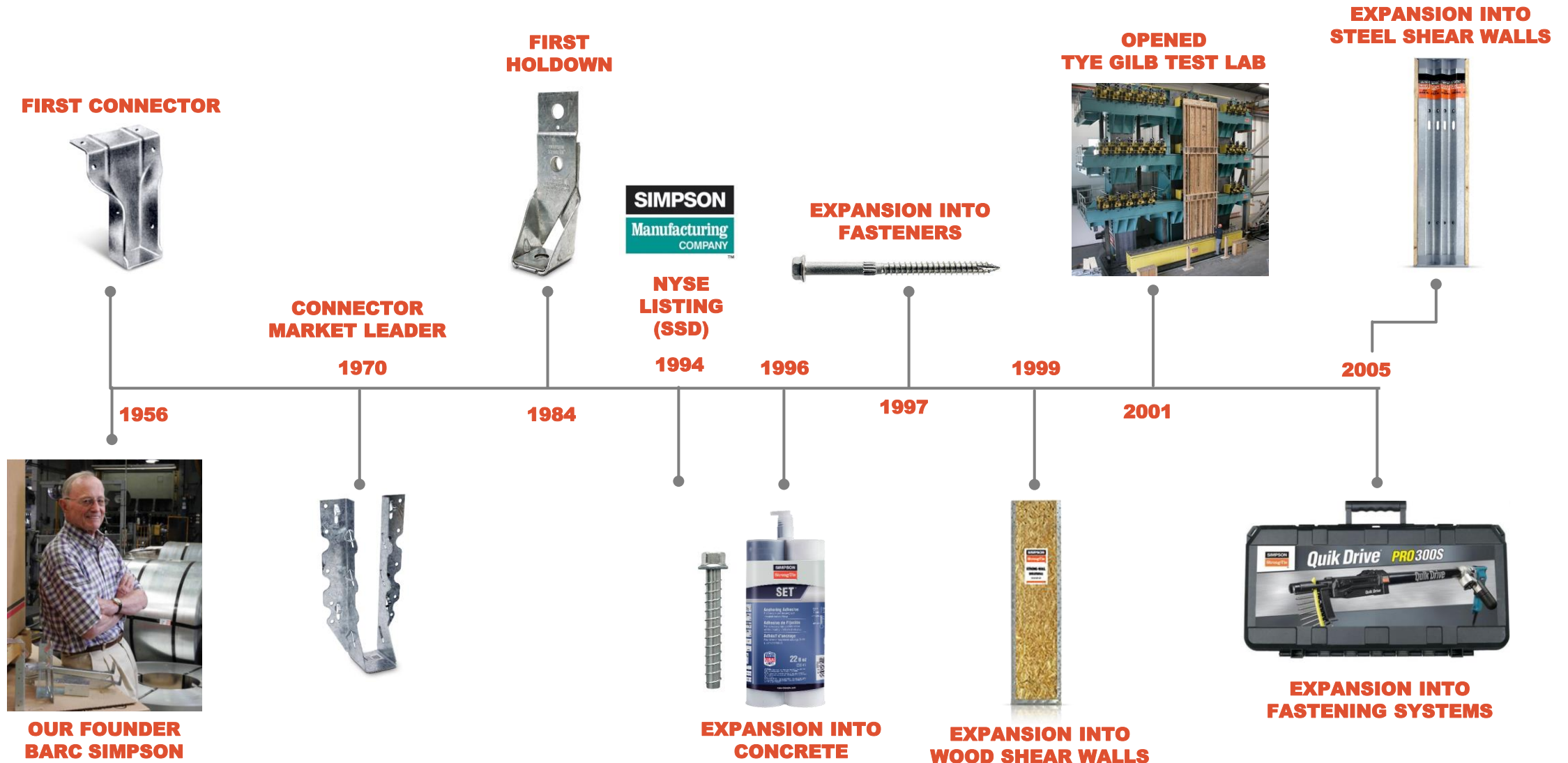
5-Year Company Ambitions

- 1** Strengthen our values-based culture
- 2** Be the partner of choice
- 3** Be an innovation leader in the markets we operate
- 4** Continue above market growth rate relative to U.S. housing starts
- 5** Continue expanding our operating income margin to remain within the top quartile of proxy peers
- 6** Continue expanding ROIC within the top quartile of proxy peers



A Pioneer in Construction Solutions

Simpson structural connectors are the industry standard.



A Pioneer in Construction Solutions (Continued)

Simpson is an innovation leader in fasteners, concrete repair, moment frames, construction software and structural steel solutions.

EXPANSION INTO SS FASTENERS



2009

FURTHER EXPANSION INTO CONCRETE REPAIR AND CFS




2011

EXPANSION INTO SPECIAL MOMENT FRAMES



2013

EXPANSION INTO BUILDER & LBM SOFTWARE



2017

FURTHER EXPANSION INTO OUTDOOR LIVING SOFTWARE




2019

2020

2008



EXPANSION INTO ORDINARY MOMENT FRAMES



EXPANSION INTO FRP/CARBON FIBER SOLUTIONS AND TRUSS SOFTWARE



EXPANSION INTO OUTDOOR DECORATIVE HARDWARE



EXPANSION INTO STRUCTURAL STEEL

Commitment to Innovation: State-of-the-Art Test Labs


We are dedicated to research, testing, engineering and innovation through our state-of-the-art test labs, which provides us with a better understanding of how structures perform, advances our design technology and improves building safety.



WOOD



CONCRETE



FASTENER

Return on Invested Capital (“ROIC”) Definition

When referred to in this presentation, return on invested capital (“ROIC”) for a fiscal year is calculated based on (i) the net income of that year as presented in the Company’s consolidated statements of operations prepared pursuant to generally accepted accounting principles in the U.S. (“GAAP”), as divided by (ii) the average of the sum of total stockholders’ equity and total long-term interest bearing liabilities, (which for the Company are long-term capital lease obligations), at the beginning of and at the end of such year, as presented in the Company’s consolidated balance sheets prepared pursuant to GAAP for that applicable year. As such, the Company’s ROIC, a ratio or statistical measure, is calculated using exclusively GAAP financial measures.



STRONG FOUNDATION. STRONGER FUTURE.

SIMPSON
Manufacturing
COMPANY

TM